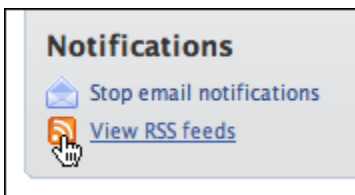


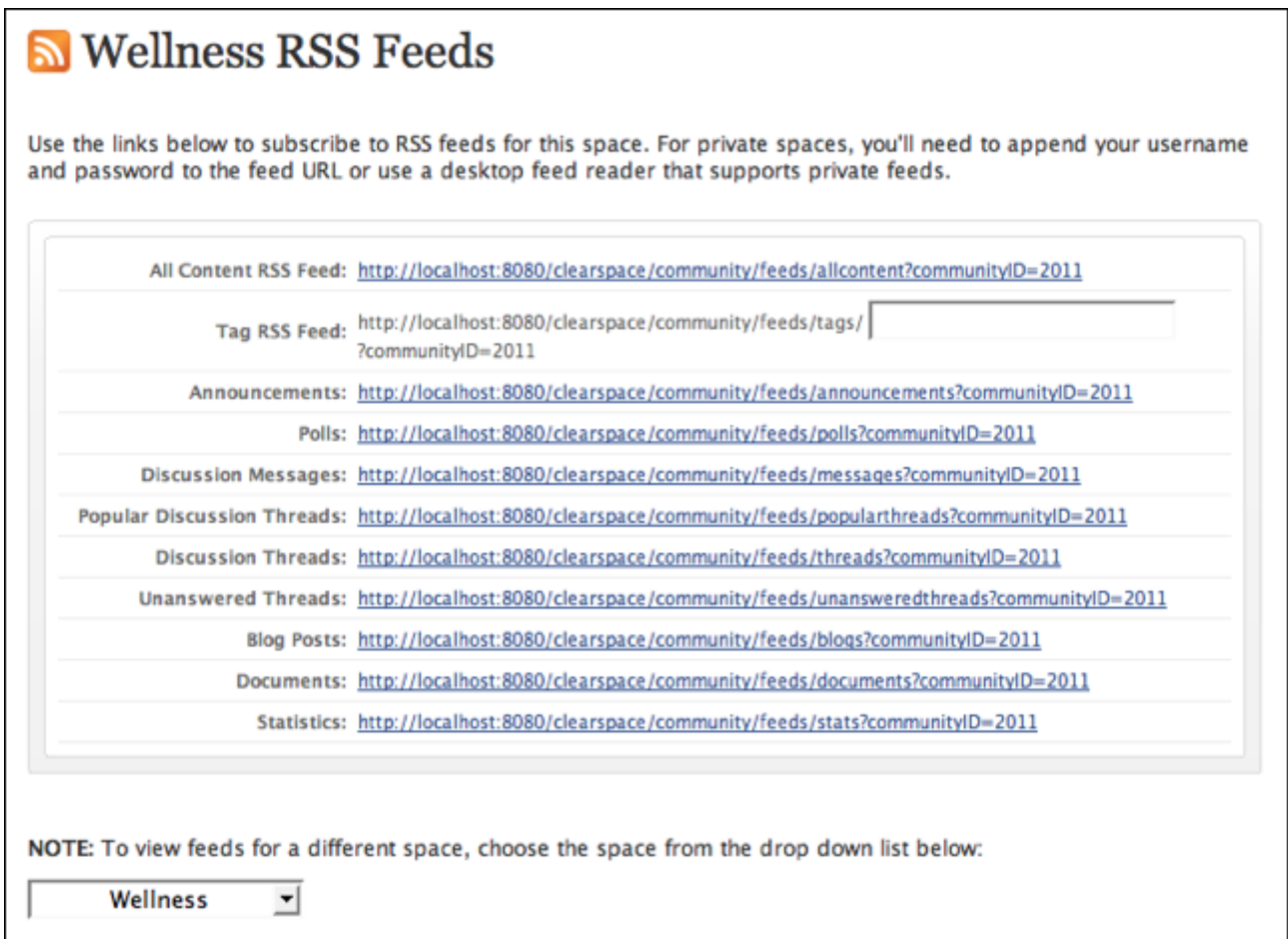
Working with Clearspace Feeds

Like many web sites and applications, Clearspace provides the ability for people to get a digest of its content through a [feed](#). By subscribing to a feed and using a [feed reader \(also known as an aggregator\)](#), people can discover what has been changed in Clearspace without having to visit the application just to find out. Feeds provide data about Clearspace content in a format that a feed reader can use.

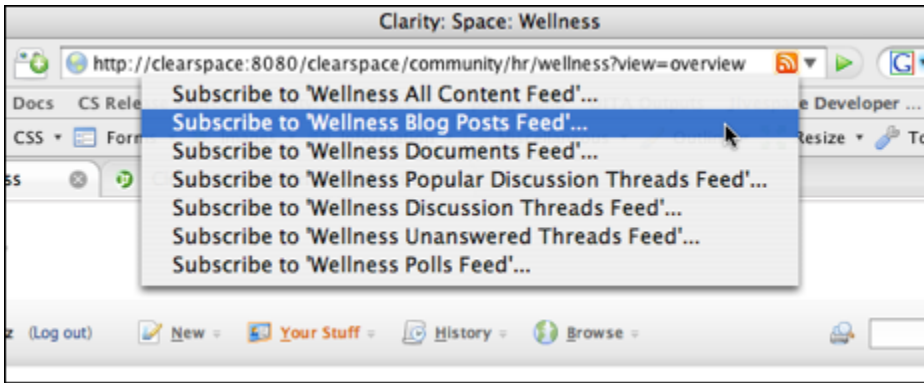
People can view a list of the feeds related to the page they're on by clicking the View RSS feeds link the in Actions box.



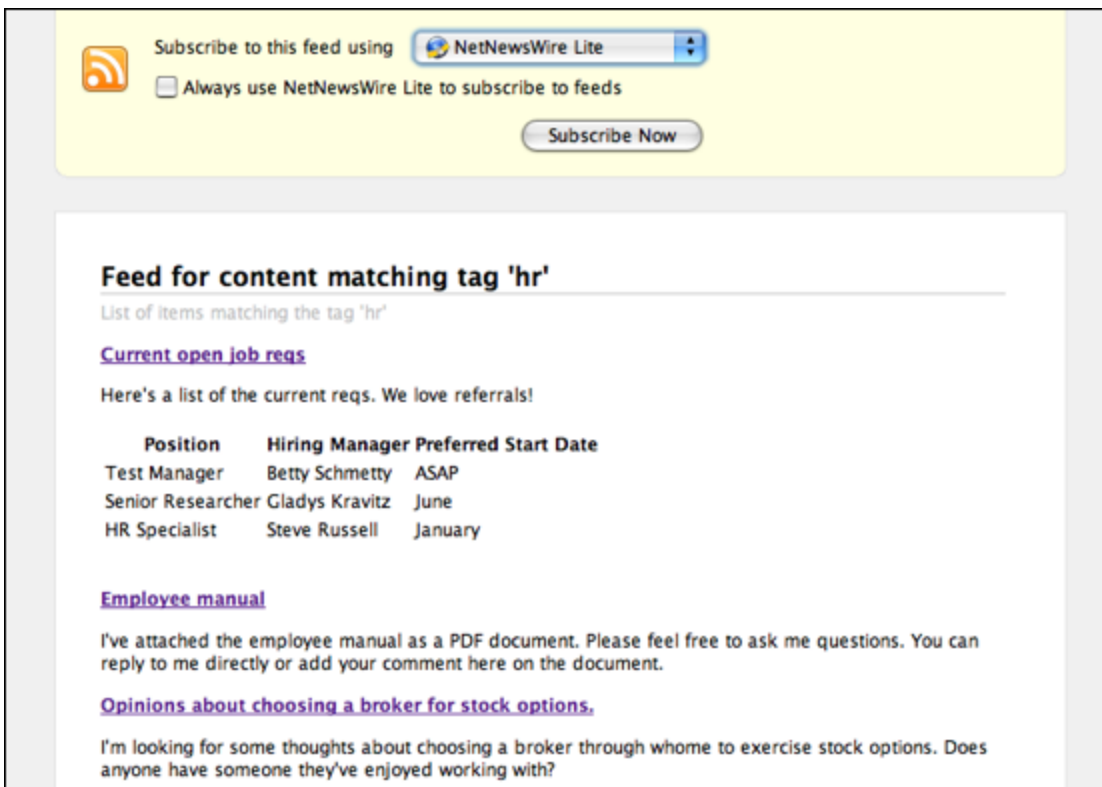
This will display a list of the feeds available (such as for the "Wellness" space here):

A screenshot of the 'Wellness RSS Feeds' page. It features an RSS icon and the title 'Wellness RSS Feeds'. Below the title is a paragraph: 'Use the links below to subscribe to RSS feeds for this space. For private spaces, you'll need to append your username and password to the feed URL or use a desktop feed reader that supports private feeds.' A table-like list of feed types and their corresponding URLs is shown, including 'All Content RSS Feed', 'Tag RSS Feed' (with a text input field), 'Announcements', 'Polls', 'Discussion Messages', 'Popular Discussion Threads', 'Discussion Threads', 'Unanswered Threads', 'Blog Posts', 'Documents', and 'Statistics'. At the bottom, there is a 'NOTE: To view feeds for a different space, choose the space from the drop down list below:' followed by a dropdown menu currently set to 'Wellness'.

They can also click an icon in their browser's address bar.



When they select one, they'll be able to view the content that would currently be associated with the feed.



Enabling Feeds

Feeds are enabled by default in Clearspace (for use internally) and Clearspace X (for use externally). However, in the internal version basic authentication is required by default. Using the admin console, you can turn feeds on or off, specify which format should be available, and specify whether users (via their feed readers) should be required to send a user name and password with feed requests (use basic authentication). In the console, go to System > Settings > Feeds.

Note: In order for people to use the links available in feeds, you'll need to be sure you've set the jiveURL property. This tells Clearspace the public web path to your installation. This is necessary to support links to Clearspace from content listed in the feed reader. You typically set the jiveURL

when you're setting up Clearspace. After setting up, you can set or change the URL in the admin console by setting the jiveURL system property at System > Management > System Properties.

Feeds Available in Clearspace

Clearspace offers feeds in three formats: [RSS \(Really Simple Syndication\)](#) (versions 1.0 and 2.0), [Atom 1.0](#), and [JSON \(Javascript Object Notation\)](#). Each of these carries the feed data in a different way. You can retrieve feed results by using the URLs listed here.

Where noted, these URLs support the following variable parts:

- tag_name — The tag that's been applied to the blog post. In the user interface, tags are listed at the bottom of the post.
- user_name — The user's login name.
- communityid — You can find this number at the end of the URL after you click View RSS Feeds in the All Content page. In the admin console, the ID number is shown at Space/Communities > Settings > Space/Community Settings.
- document_id — A unique identifier for a wiki document. You'll find the ID at the end of the URL when you're viewing a Clearspace document.
- post_id — A unique identifier for a blog post.
- blog_name — A blog's name. For a user blog, this is typically the user's name.
- search_string — For feeds based on searches, this is the URL search parameter created when the user searches.

Here's an example with the typical full set of search parameters included. In this case, the search term is "macro".

```
g=macro&resultTypes=BLOG_POST&resultTypes=DOCUMENT&resultTypes=MESSAGE&resultTypes=COMMUNITY  
&peopleEnabled=true&dateRange=all&communityID=2000&numResults=15&rankBy=10001
```

The example search string includes the following parameters:

- resultTypes — The kinds of content to search.
- peopleEnabled — Whether to search people's profiles.
- dateRange — When the content was added. Acceptable values are: yesterday, last7days, last30days, last90days, thisyear, and lastyear.
- communityID — The ID number for the space/community.
- numResults — The number of results to display.
- rankBy — How results should be sorted. Acceptable values are: 10001 (by relevance), 107 (by rating), 6 (by subject), and 9 (by date).

You can also include the following parameters in your feed URL:

- full — Whether to include the full content in the results. Include full=false as a parameter when you want to return just a summary in feed results.
- numItems — The number of results to return. For example, you could include numItems=25 to return 25 results. The default is 10.

In addition, if your Clearspace instance requires basic authentication (a user name and password), you might need to prepend the feed URL with the username and password parameters. Here's an example:

```
https://<username>:<password>@<domain>/community/feeds/documents
```

If you don't want to enable basic authentication but still need to send a user name and password, you can use the following form (note that this is less secure):

```
https://<domain>/community/feeds/documents?username=<username>&password=<password>
```

System Wide

	URL Syntax
All content	https://<domain>/community/feeds/allcontent
Documents	https://<domain>/community/feeds/documents
Discussion messages	https://<domain>/community/feeds/messages
Discussion threads	https://<domain>/community/feeds/threads
Popular discussion threads	https://<domain>/community/feeds/popularthreads
Unanswered threads	https://<domain>/community/feeds/unansweredthreads
Recent blog posts	https://<domain>/blogs/feeds/posts
New blogs	https://<domain>/blogs/feeds/blogs
Blog tags	https://<domain>/blogs/feeds/tags/<tag_name>
Recent blog comments	https://<domain>/blogs/feeds/comments
Blog trackbacks	https://<domain>/blogs/feeds/trackbacks
Blog author	https://<domain>/blogs/feeds/users/<user_name>
Tags	https://<domain>/community/feeds/tags/<tag_name>
Search	https://<domain>/community/feeds/search?<search_string>
Announcements	https://<domain>/community/feeds/announcements
Polls	https://<domain>/community/feeds/polls
Statistics	https://<domain>/community/feeds/stats

Per Space

Feed URLs for a particular space/community are similar to the system-wide feed URLs above. The difference is the space-specific feed URLs are appended with the community ID number. You can find this number at the end of the URL after you click View RSS Feeds in the All Content page. In the admin console, the ID number is shown at Space/Communities > Settings > Space/Community Settings.

Feed Subject	URL Syntax
All content	https://<domain>/community/feeds/allcontent?communityid=<
Documents	https://<domain>/community/feeds/documents?communityid=<

Discussion messages	https://<domain>/community/feeds/messages?communityid=<
Discussion threads	https://<domain>/community/feeds/threads?communityid=<co
Popular discussion threads	https://<domain>/community/feeds/popularthreads?community
Unanswered threads	https://<domain>/community/feeds/unansweredthreads?commu
Recent blog posts	https://<domain>/blogs/feeds/posts?communityid=<community
Tag	https://<domain>/community/feeds/tags/<tag_name>?commu
Announcements	https://<domain>/community/feeds/announcements?community
Polls	https://<domain>/community/feeds/polls?communityid=<comm
Statistics	https://<domain>/community/feeds/stats?communityid=<comm

Per Blog

Feed Subject	URL Syntax
Recent posts	https://<domain>/blogs/<blog_name>/feeds/posts
Blog tags	https://<domain>/blogs/feeds/tags/<tag_name>
Recent comments	https://<domain>/blogs/<blog_name>/feeds/comments
Trackbacks	https://<domain>/blogs/feeds/trackbacks
Comments on a post	https://<domain>/blogs/<blog_name>/feeds/comments?blogPo
Trackbacks on a post	https://<domain>/blogs/<blog_name>/feeds/comments?blogPo

Per Document

Feed URLs for documents include the document ID. You'll find the ID at the end of the URL when you're viewing a Clearspace document.

Feed Subject	URL Syntax
Comments	https://<domain>/community/feeds/document-comments/<doc
Version history	https://<domain>/community/feeds/document-history/<docum

Per Person

Feed Subject	URL Syntax
Discussion messages	https://<domain>/community/feeds/messages?rssUsername=<
Documents	https://<domain>/community/feeds/documents?rssUsername=<
Blog posts	https://<domain>/blogs/feeds/users/<user_name>
Updates	https://<domain>/people/<user_name>/feeds/updates